

IMPORTANT

Before using these products, please read the following information thoroughly!

WARNING

Reusable Ackermann products are delivered unsterile, indicated on the device label by the following symbol:



Prior to their first use, the devices need to be cleaned and sterilized as described in the reprocessing section of this document.

INTENDED USE

The Ackermann retractors are designed for general endoscopic surgeries to be used for retracting and manipulating tissue.

CONTRAINDICATIONS

Not intended for use with patients that have allergic reactions to NI-; CR- steels or to brass or aluminium.

REPROCESSING

WARNING

The following instructions only apply to reusable Ackermann products.

Please note that any deviation from these instructions, including the use of cleaners / detergents not specifically indicated in these instructions will require an evaluation of device-specific efficacy and suitability of the actually performed cycle. Respective evaluation usually requires equipment qualification and device specific performance qualification / Validation.

LIMITATIONS ON REPROCESSING

With proper cleaning, sterilization, and handling, the reusable Ackermann products can be used a maximum of 50 times. Careful handling and strict adherence to these instructions is essential to ensure safe usage up to 50 times. Continued use beyond this number is not recommended as degradation of the components may occur, resulting in impaired performance or abrupt failure.

Failure to observe the following reprocessing instructions or improper handling of the devices may significantly increase wear and thus reduce the service life of the devices. Carefully inspect the devices prior to each use in regard to functionality and insulation (see also section testing and inspection).

REPROCESSING INSTRUCTIONS

Always ensure that the devices are handled and processed by qualified personnel who are specially trained & adequately experienced in regard of hospital hygiene and sterilization technology. In order to ensure safe and effective reprocessing of the devices, the following instructions have been validated for efficacy and compatibility with the devices by the manufacturer. It is the responsibility of the end user to ensure that the cleaning and sterilization is actually performed using appropriate equipment, materials, and personnel to achieve the desired result. Any deviation from these instructions should be evaluated for effectiveness and potential adverse consequences.

WARNING

Before initial use and any subsequent use, all reusable Ackermann products have to be subjected to reprocessing as described in the following sections. Follow instructions and warnings as issued by manufacturers of any decontaminants, disinfectants and cleaning agents used.

PREPARATION PRIOR TO FIRST USE

The reusable Ackermann products are delivered non-sterile and must be cleaned and sterilized before initial use and before each subsequent use.

The packaging cannot withstand the high temperatures of autoclaving and should be discarded before sterilization.

Preparation at the point of use prior to Reprocessing
Remove all traces of contamination immediately after use to avoid incrustation. Do not use fixative agents or hot water (>40°C). Avoid using a metal brush, steel wool or other cleaning devices containing metal in order to avoid risk of insulation damage or corrosion. Storage and transport of the instruments to the reprocessing location must be ensured in a sealed container.

CLEANING

WARNING

Failure to properly clean, rinse and dry a device may result in retention of potentially hazardous residues or in inadequate sterilization.

MANUAL PRE-CLEANING

The instruments shall be brushed under cold water until all visible contamination is removed. After manual brushing, rinse the lumen of the sheath via its flushing port with a water jet pistol (static pressure above 4 bar) for at least 10 seconds.

AUTOMATED CLEANING

Associated parts are to be stored together in order to facilitate a subsequent identification. Make sure that instruments do not contact each other. Devices from different materials such as titanium, brass, aluminium, stainless steel, etc. need to be cleaned separately in order to avoid formation of a rust film. Composite instruments particularly stainless steel combined with ceramics need to be placed with sufficient distance to other products so they do not break due to the pressure of different thermal expansions.

RECOMMENDED PROCESS-EQUIPMENT

- Washer: Miele Type G7836 CD
- Cleaners: TWIN PH10 and TWINZYME (Borer Switzerland)

AUTOMATED CLEANING CYCLE

- Two-component alkaline-enzymatic Cleaning Program:
- 3 min pre washing with cold tap Water
 - Drain
 - 10 Min washing at 45°C w tap water and
 - 0,3% dosing TWIN PH10 at 35°C
 - 0,2% dosing TWIN ZYME at 40°C
 - Drain
 - 2 min intermediate rinsing with warm deionised water (>30°C)
 - Drain
 - 1 min intermediate rinsing with cold deionised water
 - Drain
 - 5 min Thermal disinfection at >90°C
 - 30 min Drying

MAINTENANCE

Apply a small amount of high-grade surgical lubricant on all joints or other moveable parts which are supposed to move smoothly. Sort out all blunt or damaged instruments. Clearly damaged instruments (cracks on the insulation, breakage, strongly bleached polymer handles or coatings) are NOT to be reused but repaired or disposed of.

TESTING AND INSPECTION

All of the functional tests and inspections described in this manual must be conducted as part of every reprocessing procedure prior to sterilization of the devices. Failure in any of respective testing indicates that the device has passed its useful life and should be replaced.

The functionality of ratchet mechanisms needs to be checked. All instruments have to be visually checked for damage and wear. Long and narrow instruments should be particularly checked for damages. If instruments are part of a larger set they are to be checked together with all associated components.

WARNING

In case of present or suspected damage to the devices, do not try to repair the instrument. Avoid any further use of damaged instruments!

PACKAGING

Packaging suitable for steam sterilization must comply with the requirements according to DIN EN ISO 11607 / ANSI/ AAMI ST79 / AAMI TIR12:2010, for example, disposable sterilization packs (single or double packs) temperature resistant up to at least 137°C (279°F) and sufficient steam permeability, which provide sufficient protection against mechanical damage, or sterilization containers which need to be maintained according to the manufacturer's instructions.

STERILIZATION

WARNING

Autoclaves vary in design and performance characteristics. Cycle parameters should always be verified against the autoclave manufacturer's written instructions for the specific autoclave and load configuration being used.

Sterilization is preferably performed by steam sterilization. The following cycles has been validated in accordance with internationally harmonized standards in regard to its suitability and efficacy for the devices fractionated pre-vacuum Cycle

- 132°C / 270°F, 4 mins (wrapped), minimum 20 mins drying
- Or
- 134°C/ 273°F, 4 mins (wrapped), minimum 20 mins drying

STORAGE

For storage conditions, please refer to the information on the product label.

ADDITIONAL INFORMATION

Do not exceed maximum loading capacity of the sterilizer when processing multiple instruments in one sterilization cycle.

APPENDIX













All product codes covered by these instructions are listed in the following table:

LAPAROSCOPY RETRACTORS



13-1661	13-1666	13-1668-10
13-1662	13-1666-12	13-1669
13-1663	13-1666-45	13-1670
13-1664L	13-1666-6	13-1671
13-1664R	13-1667	13-1672
13-1665	13-1667L	13-1675
13-1665-45	13-1667R	13-1677
13-1665-6	13-1668	

SYMBOLS USED ON LABELLING (ACC. DIN EN 980 / DIN EN ISO 15223-1)

 LEGAL MANUFACTURER	 CONSULT INSTRUCTIONS FOR USE	 NON-STERILE	 DO NOT USE IF PACKAGE IS OPENED OR DAMAGED
 MANUFACTURING DATE	 PRODUCT NUMBER	 KEEP OUT OF DIRECT SUNLIGHT	 PROTECT AGAINST MOISTURE
 BATCH CODE	 CAUTION, CONSULT ACCOMPANYING DOCUMENTS	 PRESCRIPTION USE ONLY	 CE-MARKING